

OUTCOMES ASSESSMENT
COMMITTEE:
ASSESSMENT OF
STUDENT LEARNING

January 13, 2016



University Days
Professional Development
 Begins Here *The Haven*

Objectives

- ✓ Explain the sampling rotation used by the Outcome Assessment Committee to collect assessment data
- ✓ Review and comment on the summary of assessment data from AY14-15
- ✓ Provide information on the location of important OAC assessment documents

AY14 -15: Transitional Year

The College of Natural, Behavioral & Health Sciences

Competency	Written Communication	Oral Communication	Critical Thinking	Mathematical & Computational Thinking	Natural Sciences Inquiry	Historical, Behavioral and Social Sciences	Philosophical, Literary, and Aesthetic Inquiry	Global Awareness & Citizenship	Wellness	Experiential Learning	Row Total
Biology	20	20									40
Chemistry	20	20									40
Geology & Physics	20	20									40
Health Sciences	20								125		145
Mathematics											0
Psychology	20					125					145

Four-Year Sampling Rotation

NATURAL, BEHAVIORAL & HEALTH SCIENCES: FOUR YEAR GENERAL EDUCATION SAMPLING ROTATION						
ACADEMIC YEAR		AY14-15	AY15-16	AY16-17	AY17-18	AY19-20
DEPARTMENT	COMPETENCY	SAMPLING ROTATION				
Biology	Written Communication	Sample			Sample	Sample
	Natural Science Inquiry		Sample	Sample	Sample	
Chemistry	Written Communication	Sample			Sample	Sample
	Natural Science Inquiry		Sample	Sample	Sample	
Geology & Physics	Natural Science Inquiry		Sample	Sample	Sample	
	Global Awareness & Citizenship			Sample	Sample	Sample
Health Sciences	Written Communication	Sample			Sample	Sample
	Critical Thinking		Sample	Sample	Sample	
	Wellness	Sample	Sample	Sample		
	Experiential Learning			Sample	Sample	Sample
Mathematics	Written Communication	Sample			Sample	Sample
	Critical Thinking		Sample	Sample	Sample	
	Mathematical and Computational Thinking			Sample	Sample	Sample
	Experiential Learning			Sample	Sample	Sample
Psychology	Written Communication	Sample			Sample	Sample
	Critical Thinking		Sample	Sample	Sample	
	Historical, Behavioral and Social Sciences	Sample	Sample	Sample		
	Experiential Learning			Sample	Sample	Sample

In the Future Trends Analyses Only!

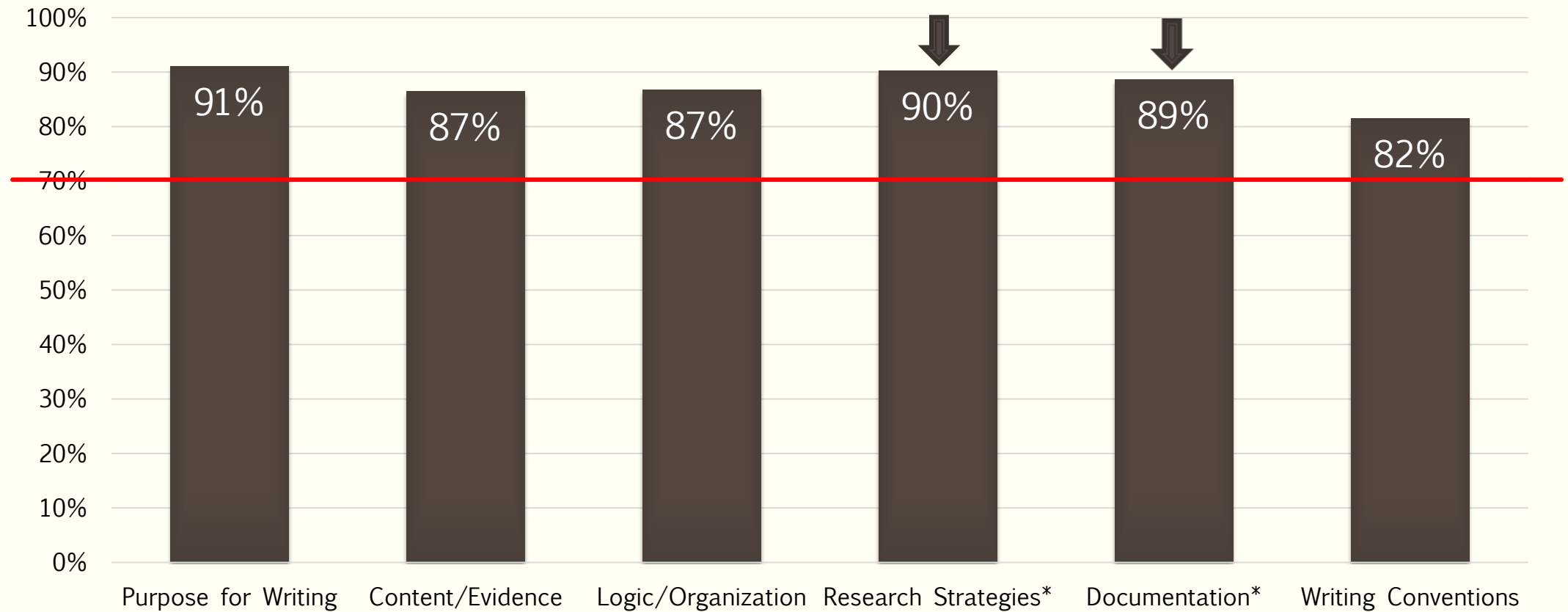
Academic Year	Data Collection Began	Trends Analyses
Year One (Beginning in AY17-18)	AY14-15	Oral Communication Historical, Behavioral and Social Sciences Wellness
Year Two	AY15-16	Critical Thinking (D Natural Science Inquiry Information Literacy (from Critical Thinking)
Year Three	AY16-17	Experiential Learning Mathematical and Computational Thinking Global Awareness and Citizenship
Year Four	AY17-18	Written Communication Philosophical and Literary Inquiry Information Literacy (from Written Communication)



AY14 – 15 SUMMARY DATA

Written Communication

Percentage Competent



Written Communication

Overall Median Rubric Scores: Written Communication

Competency Level = 2

Scores <2

Scores =2

Scores >2

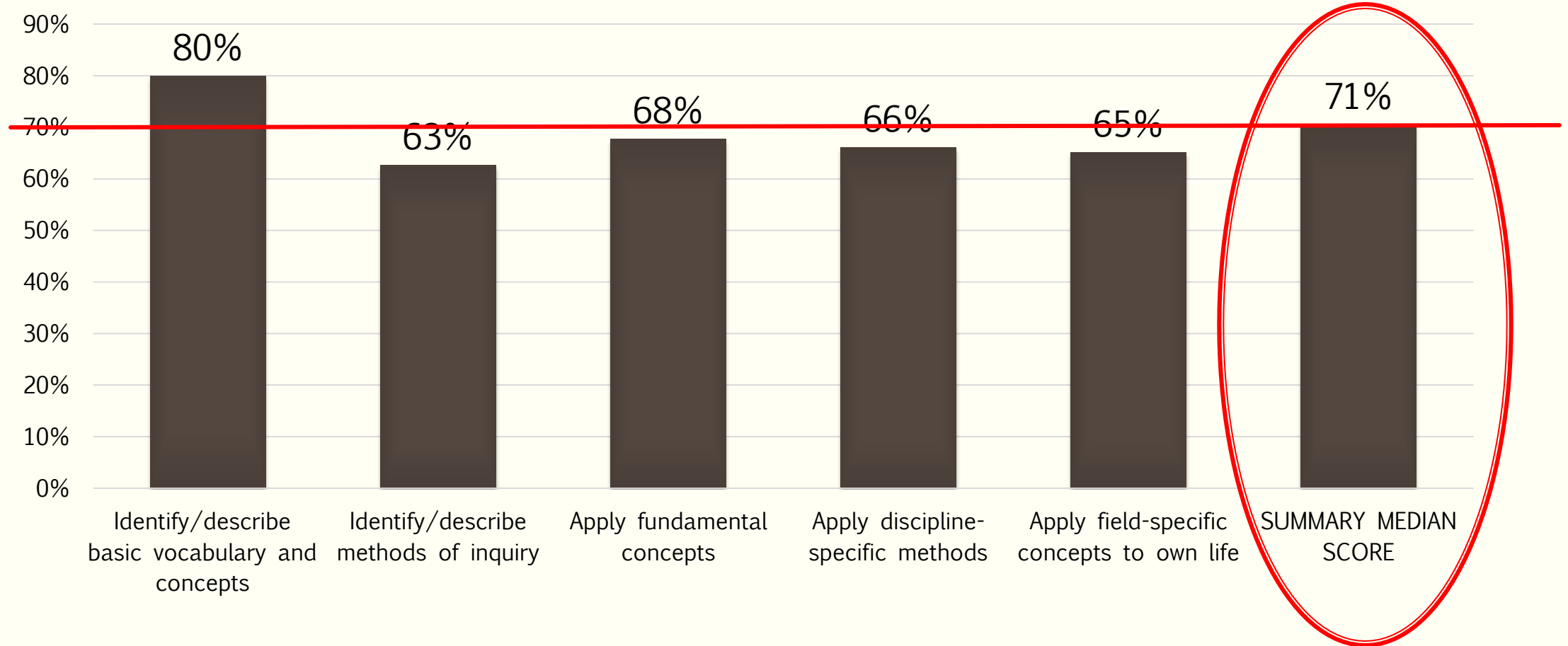
12.4%

54.1%

33.5%

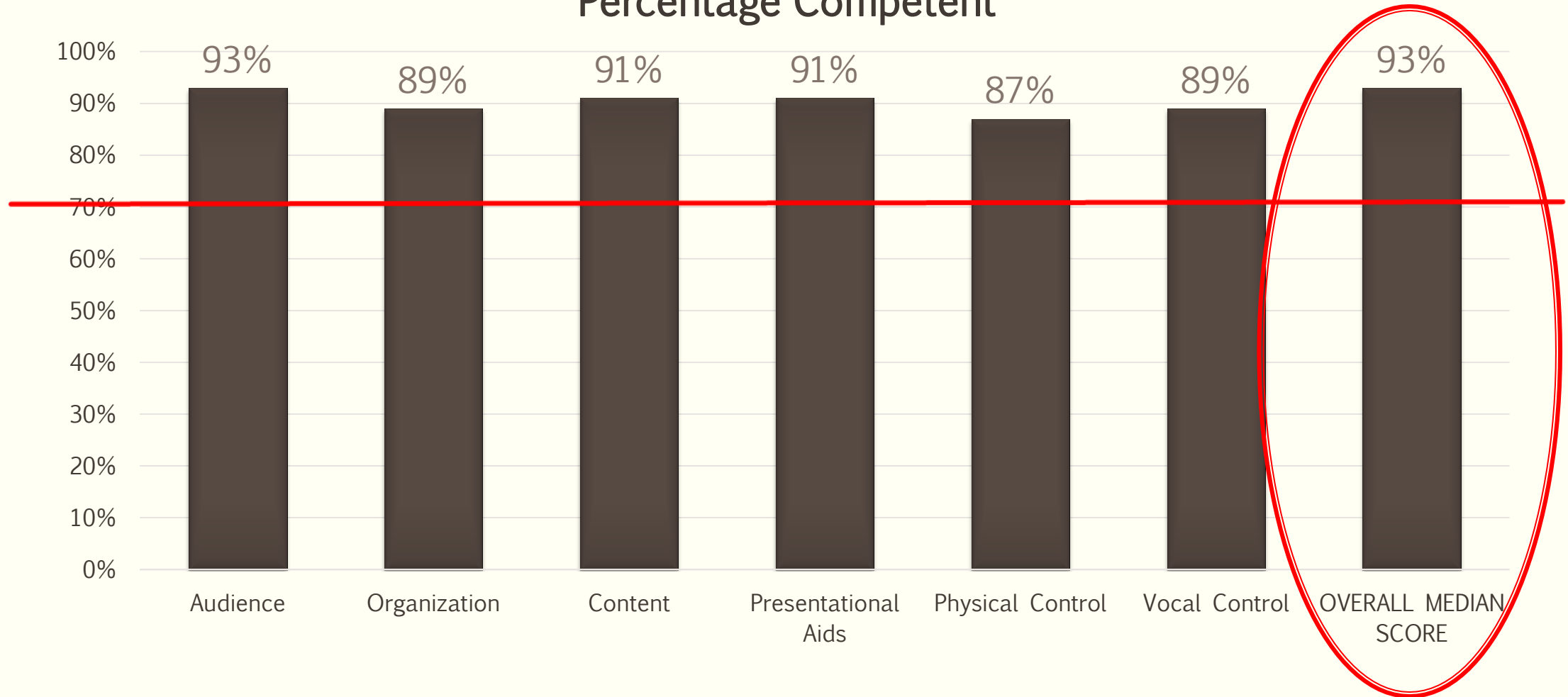
Historical, Behavioral, & Social Science

Percentage Competent



Oral Communication

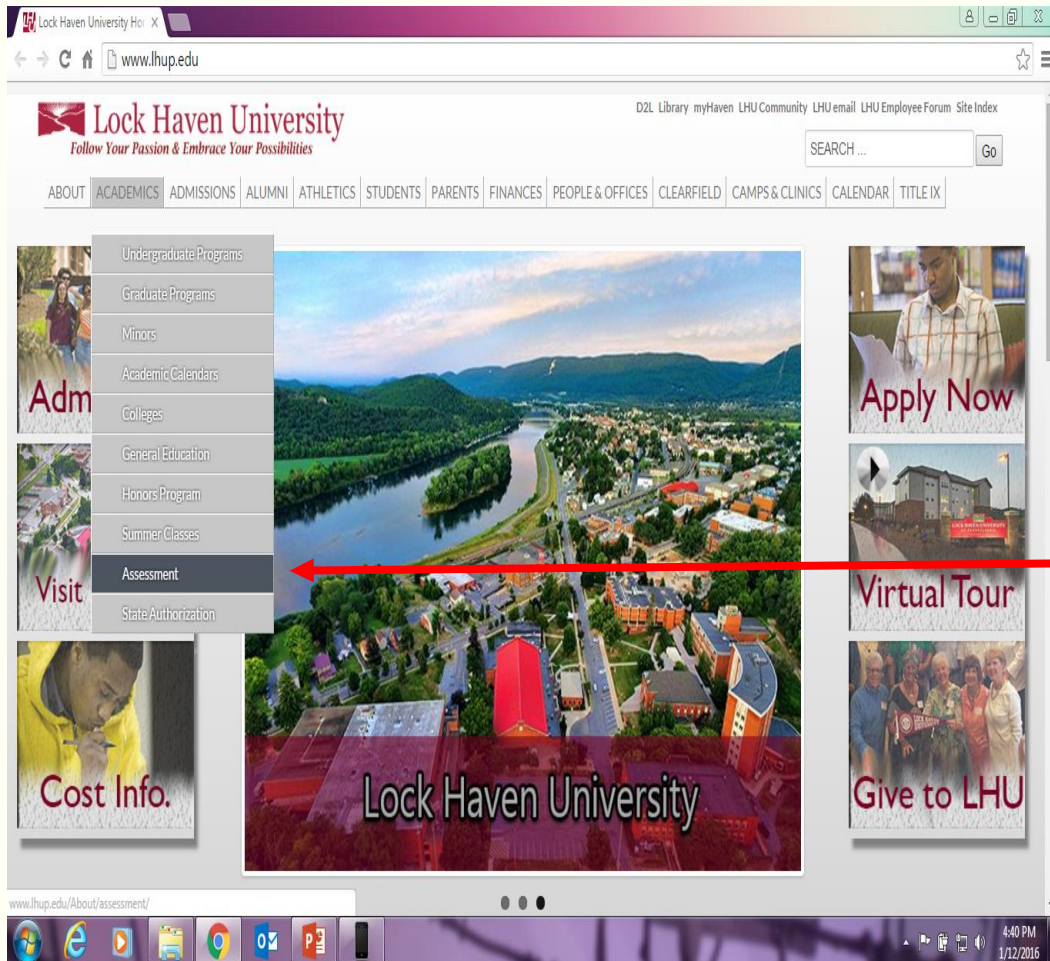
Percentage Competent



Observations

- We continue to observe data indicating that students are performing above the competency level.
- Data collection continues to be impacted by data reporting and sample size.
- Overall, there is evidence that LHUP is engaged in a culture of assessment that is robust and sustainable.
- The OAC will soon be receiving “formal” feedback from the GES and UCC (i.e. closing the loop).
- Remember, the rubrics. While used for general education assessment the rubrics have generalizable utility for program level assessment.

Locating Assessment Documents



- The OAC produces three types of documents that are critical to institutional assessment of student learning outcomes:
 - Four-Year Sampling Rotation
 - General Education Rubrics
 - General Education Summary Reports and/or Trends Analyses



QUESTIONS?
