

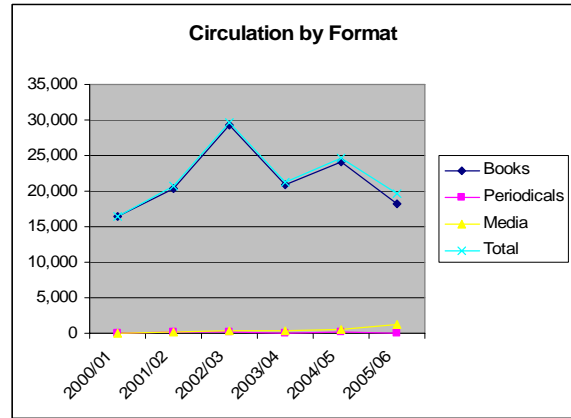
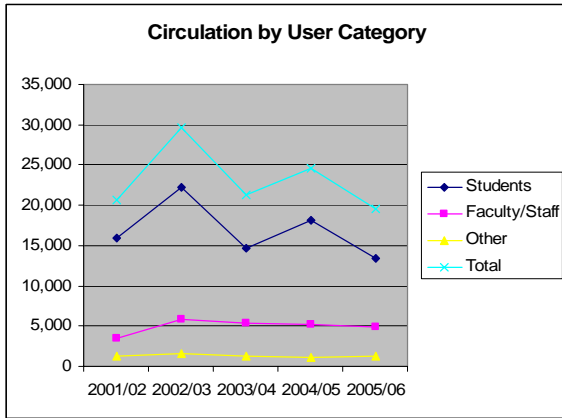
APPENDIX C
LIBRARY DATA

Stevenson Library Circulation Statistics	
By User Category	p. 46
By Format	p. 46
Interlibrary Loan – Borrowed	p. 47
Interlibrary Loan – Loaned	p. 47
Reserves	p. 48
Door Counts	p. 48
Stevenson Library Reference & Instruction	p. 49
Library Budget	
Library Spending	p. 50
Library Expenditures and E&G	p. 50
Library Materials by Type	p. 51
Stevenson Library Holdings	
Books (By Volume)	p. 52
Electronic Databases	p. 53
Serials & Media	p. 54
Clearfield Library	
Circulation Statistics	p. 55
Library Instruction	p. 56
Book Holdings (By Volume)	p. 56
Serial & Media Holdings	p. 56
Total Library Spending	p. 57
Library Budget	p. 57

CIRCULATION STATISTICS

By User Category

	2000/01	2001/02	2002/03	2003/04	2004/05	2005/06
Students	N/A	15,971	22,199	14,674	18,149	13,325
Faculty/Staff	N/A	3,480	5,889	5,315	5,178	4,964
Other	N/A	1,217	1,591	1,313	1,134	1,316
Total	N/A	20,668	29,679	21,302	24,661	19,605



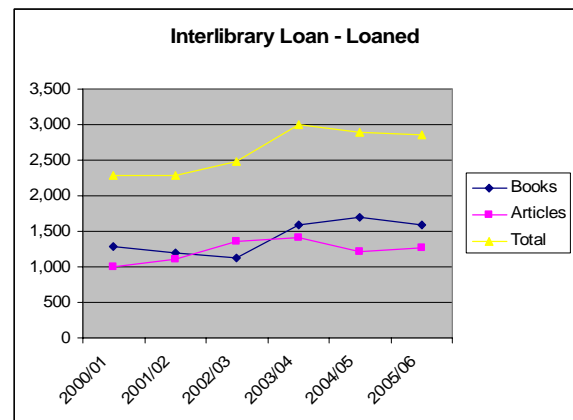
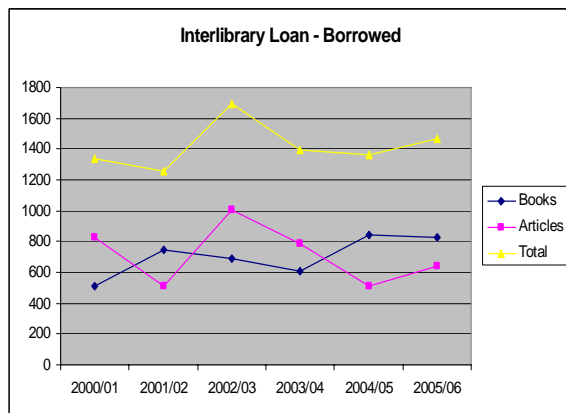
By Format

	2000/01	2001/02	2002/03	2003/04	2004/05	2005/06
Books	16,435	20,343	29,259	20,920	24,023	18,212
Periodicals	N/A	185	146	44	103	75
Media	N/A	140	274	338	535	1,318
Total	16,435	20,668	29,679	21,302	24,661	19,605

Interlibrary Loan – Borrowed

	2000/01	2001/02	2002/03	2003/04	2004/05	2005/06
Books	511	750	686	607	847	829
Articles	824	510	1,009	790	512	637
Total	1,335	1,260	1,695	1,397	1,359	1,466

Beginning 2003/2004 book numbers include Uborrow and E-Zborrow items.



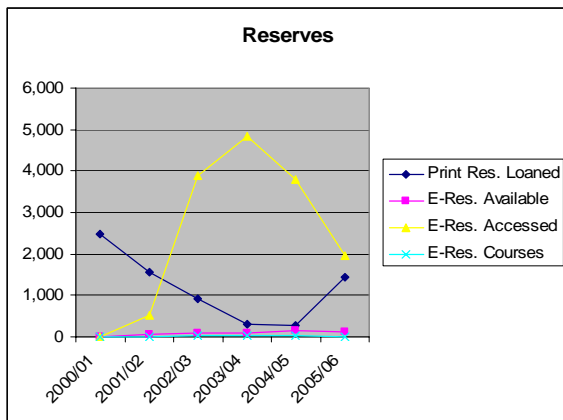
Interlibrary Loan – Loaned

	2000/01	2001/02	2002/03	2003/04	2004/05	2005/06
Books	1,280	1,189	1,126	1,595	1,694	1,582
Articles	1,000	1,100	1,360	1,408	1,206	1,267
Total	2,280	2,289	2,486	3,003	2,900	2,849

Beginning 2003/2004 book numbers include Uborrow and E-Zborrow items.

Reserves

	2000/01	2001/02	2002/03	2003/04	2004/05	2005/06
Print Res. Loaned	2,479	1,576	923	300	283	1,431
E-Res. Available	N/A	54	77	93	157	109
E-Res. Accessed	N/A	531	3,878	4,823	3,805	1,972
E-Res. Courses	N/A	10	19	17	33	15

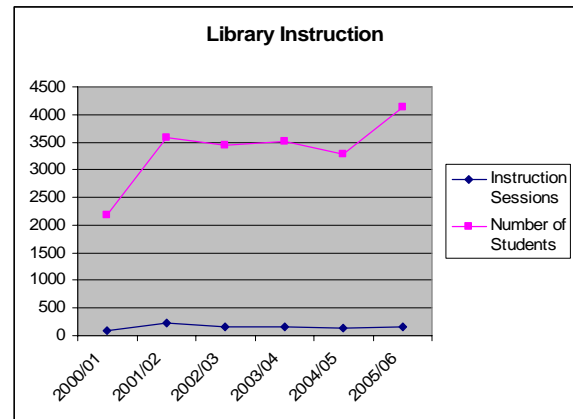
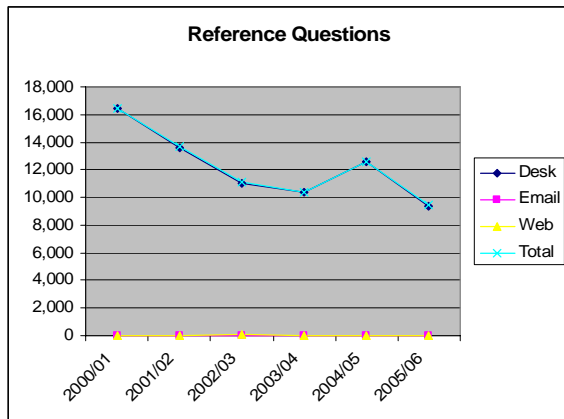


Stevenson Library Door Counts

	2000/01	2001/02	2002/03	2003/04	2004/05	2005/06
Total	N/A	99,832	260,508	251,494	252,339	292,430
Average Per/Week	N/A	1,920	5,010	4,836	4,852	5,024

STEVENS ON REFERENCE QUESTIONS

	2000/01	2001/02	2002/03	2003/04	2004/05	2005/06
Desk	16,470	13,635	11,025	10,350	12,555	9,405
Email	0	0	15	0	0	0
Web	0	13	60	16	0	33
Total	16,470	13,648	11,100	10,366	12,555	9,438

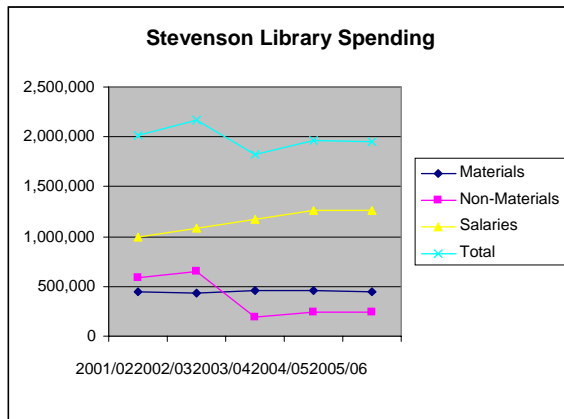


STEVENS ON LIBRARY INSTRUCTION

	2000/01	2001/02	2002/03	2003/04	2004/05	2005/06
Instruction Sessions	92	222	167	154	139	163
Number of Students	2,188	3,578	3,437	3,503	3,284	4,131

STEVENSON LIBRARY TOTAL SPENDING

	2000/01	2001/02	2002/03	2003/04	2004/05	2005/06
Materials	N/A	\$443,555	\$435,681	\$454,367	\$453,272	\$440,936
Non-Materials	N/A	\$586,295	\$644,177	\$195,301	\$247,997	\$247,414
Salaries	N/A	\$990,808	\$1,088,763	\$1,176,330	\$1,259,735	\$1,266,430
Total	N/A	\$2,021,058	\$2,168,621	\$1,825,998	\$1,961,004	\$1,954,780



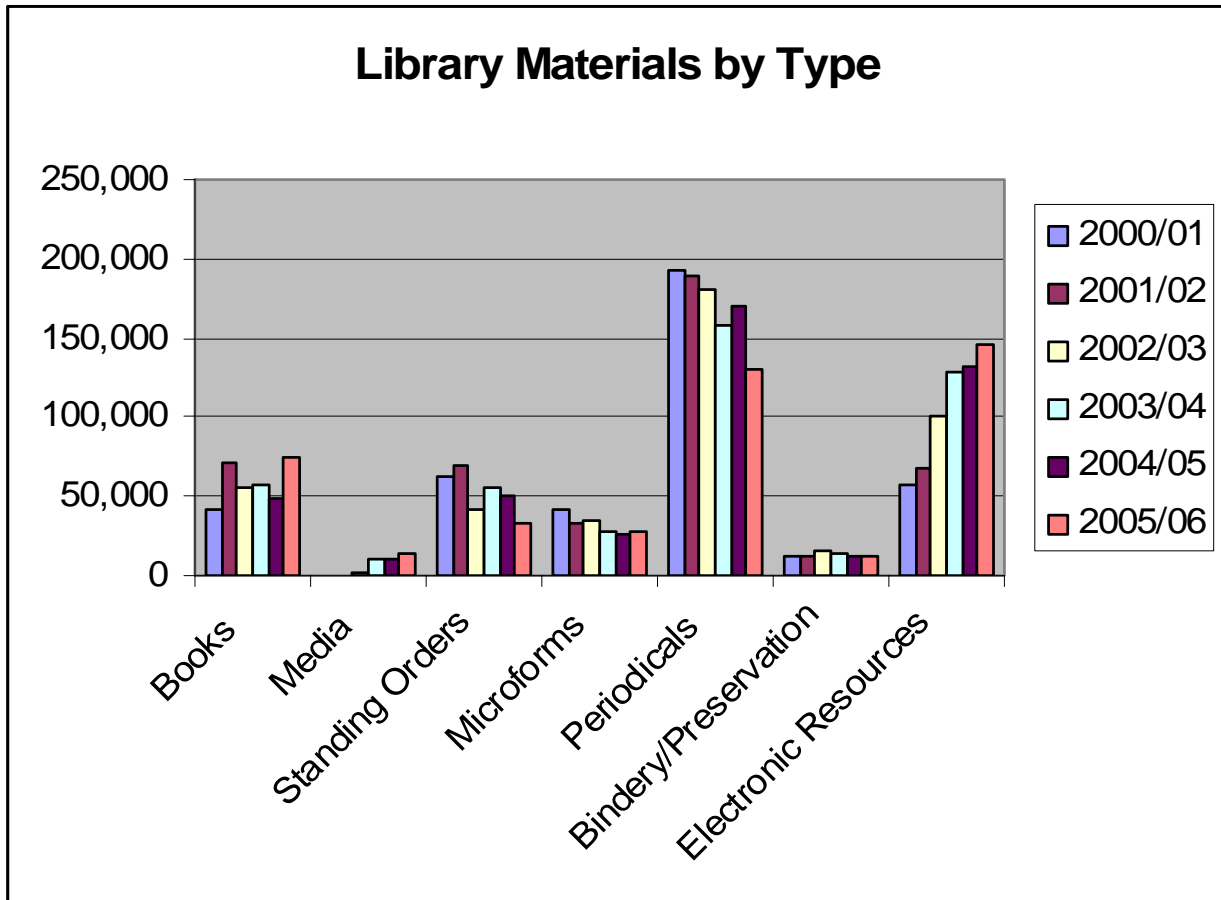
Library Expenditures and E & G

	2003/04	2004/05	2005/06	2006/07*
Library	\$1,905,546	\$2,031,281	\$1,927,735	\$1,952,163
E & G	\$49,418,808	\$53,031,208	\$55,492,169	\$57,790,750
Percentage	3.86%	3.83%	3.47%	3.38%
Shortfall Required to Meet 4% Minimum	\$71,206	\$89,967	\$291,951	\$359,467

*Projected

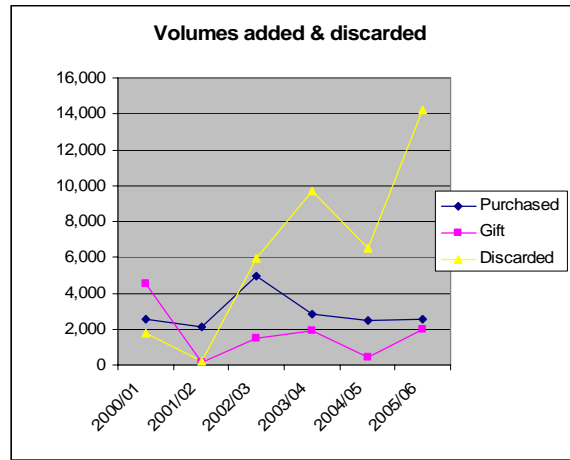
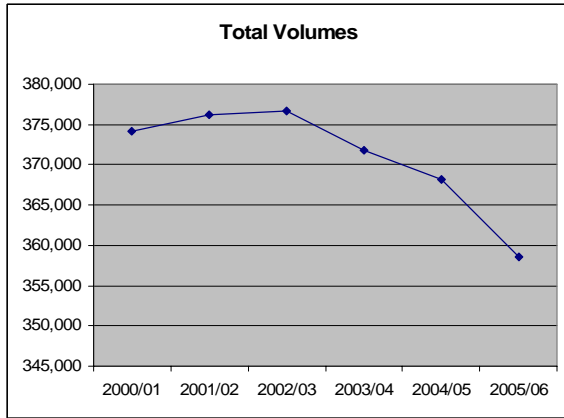
BUDGET – STEVENSON LIBRARY MATERIALS BY TYPE

	2000/01	2001/02	2002/03	2003/04	2004/05	2005/06
Books	\$41,218	\$71,412	\$56,057	\$57,198	\$48,543	\$75,018
Media	N/A	N/A	\$2,496	\$10,642	\$10,726	\$14,708
Standing Orders	\$61,742	\$70,140	\$42,190	\$54,898	\$50,582	\$33,613
Microforms	\$42,193	\$32,976	\$35,236	\$28,230	\$25,939	\$27,457
Periodicals	\$192,071	\$189,505	\$181,071	\$157,550	\$170,232	\$129,363
Bindery/Preservation	\$11,961	\$12,314	\$15,861	\$13,394	\$11,927	\$12,447
Electronic Resources	\$56,489	\$66,977	\$101,487	\$129,071	\$131,525	\$146,502



STEVENSON BOOK HOLDINGS (BY VOLUME)

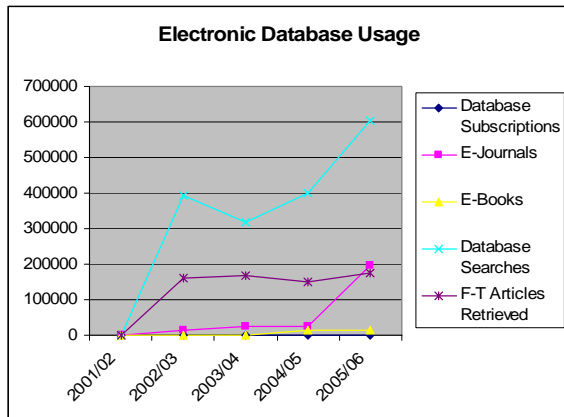
	2000/01	2001/02	2002/03	2003/04	2004/05	2005/06
Beginning Holdings	368,912	374,239	376,294	376,745	371,798	368,237
Purchased	2,525	2,114	4,922	2,826	2,482	2,532
Gift	4,551	152	1,504	1,915	444	2,010
Discarded	1,749	211	5,975	9,688	6,487	14,254
Final Holdings	374,239	376,294	376,745	371,798	368,237	358,525



ELECTRONIC DATABASES

	2000/01	2001/02	2002/03	2003/04	2004/05	2005/06
Database Subscriptions	N/A	85	90	95	99	117
E-Journals	N/A	N/A	15,368	24,404	26,547	19,625 ¹
E-Books	N/A	0	0	0	13,175	13,183
Database Searches	N/A	N/A	392,908	317,112	400,552	603,050
F-T Articles Retrieved	N/A	N/A	159,197	168,876	150,653	174,033

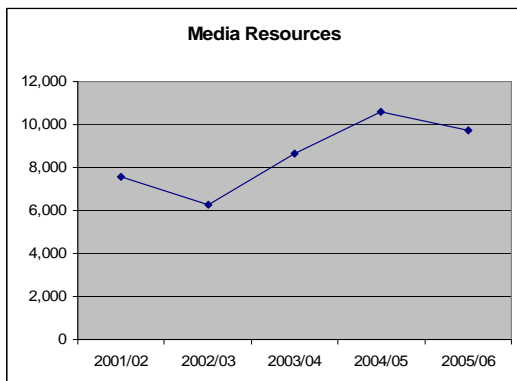
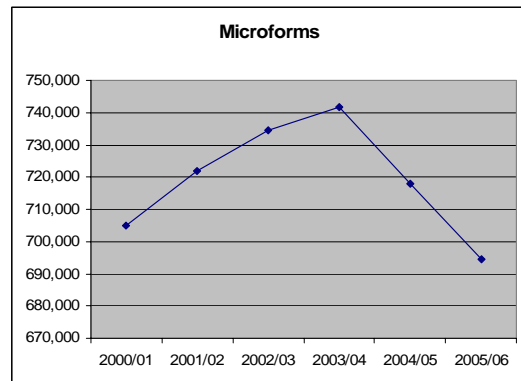
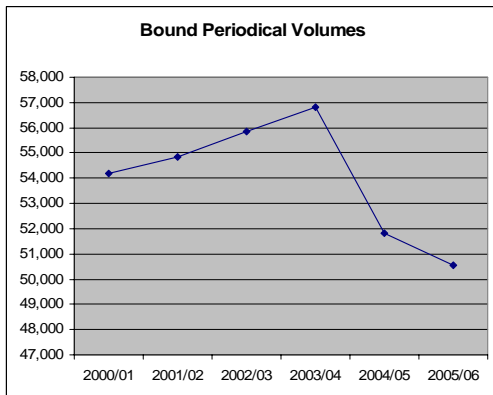
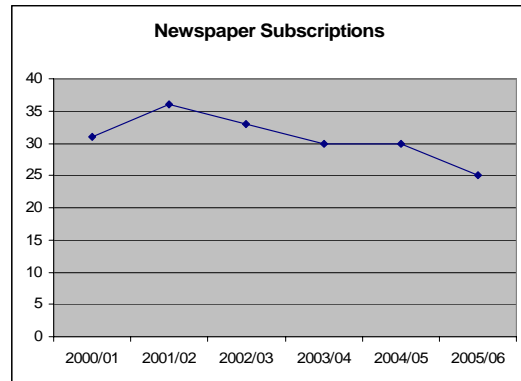
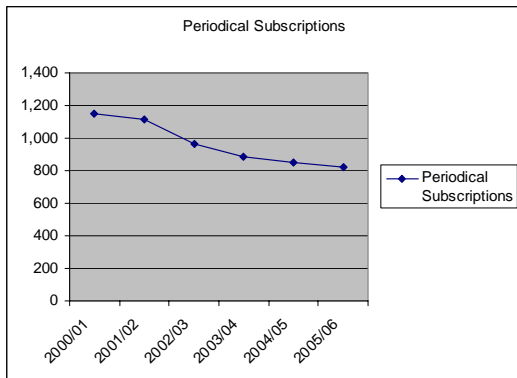
¹ Discrepancy due to change in how data was counted.



STEVENSON LIBRARY SERIAL & MEDIA HOLDINGS

	2000/01	2001/02	2002/03	2003/04	2004/05	2005/06
¹ Periodical Subscriptions	1,150	1,117	962	885	847	823
¹ Newspaper Subscriptions	31	36	33	30	30	25
Bound Per Volumes	54,170	54,855	55,855	56,824	51,820	50,539
Microforms	704,807	722,071	734,658	741,692	718,036	694,357
Media	N/A	7,592	6,263	8,630	10,583	9,720

¹ Paid & Free



CLEARFIELD CAMPUS LIBRARY CIRCULATION STATISTICS

By User Category

	2000/01	2001/02	2002/03	2003/04	2004/05	2005/06
Students	N/A	299	500	679	698	504
Faculty/Staff	N/A	10	68	116	143	58
Other	N/A	0	17	95	114	116
Total	N/A	309	585	890	955	678

By Format

	2000/01	2001/02	2002/03	2003/04	2004/05	2005/06
Books	270	264	453	759	890	636
Periodicals	N/A	N/A	N/A	N/A	N/A	N/A
Media	N/A	45	132	131	65	42
Total	270	309	585	890	995	678

Reserves

	2000/01	2001/02	2002/03	2003/04	2004/05	2005/06
Print Res. Loaned	173	276	222	158	180	20
E-Res. Available	N/A	N/A	10	54	62	67
E-Res. Accessed	N/A	N/A	20	2229	643	153
E-Res. Courses	N/A	N/A	1	9	7	2

CLEARFIELD CAMPUS LIBRARY INSTRUCTION

	2000/01	2001/02	2002/03	2003/04	2004/05	2005/06
Instruction Sessions	10	18	16	14	14	7
Number of Students	148	295	371	356	283	160

CLEARFIELD CAMPUS LIBRARY BOOK HOLDINGS (BY VOLUME)

	2000/01	2001/02	2002/03	2003/04	2004/05	2005/06
Beginning Holdings	N/A	4063	4437	5261	6646	7576
Purchased	423	457	728	453	298	406
Gift	201	313	313	913	762	287
Discarded	335	214	217	19	130	225
Final Holdings	4124	4619	5261	6646	7576	8044

CLEARFIELD CAMPUS LIBRARY SERIAL & MEDIA HOLDINGS

	2000/01	2001/02	2002/03	2003/04	2004/05	2005/06
¹ Periodical Subscriptions	48	48	48	48	48	50
¹ Newspaper Subscriptions	3	2	2	2	2	2
Bound Per Volumes	N/A	N/A	N/A	N/A	N/A	N/A
Microforms	232	155	0	0	0	0
Media	284	284	284	231	275	306

¹ Paid & Free

CLEARFIELD CAMPUS LIBRARY TOTAL LIBRARY SPENDING

	2000/01	2001/02	2002/03	2003/04	2004/05	2005/06
Materials	N/A	26,349	13891.00	12906.00	20,821.00	25,560.00
Non-Materials	N/A	3223	10,026.00	5662.00	9371.00	8,299.00
Salaries	N/A	81,809	103,443	100,632.00	102,831	95,875.00
Total	N/A	111,381	127,360.00	119,200	133,023.00	129,734.00

BUDGET BREAKDOWN – CLEARFIELD CAMPUS LIBRARY

	2000/01	2001/02	2002/03	2003/04	2004/05	2005/06
Books	9084.00	20167.00	6614.00	6113.00	13,369.00	14,883.00
Media	N/A	0	0	0	93	233.00
Standing Orders	N/A	1116.00	311.00	0	0	128.00
Microforms	232	155	0	0	0	0
Periodicals	4490.62	5025.00	6946.00	6728.00	7335.00	8012.00
Bindery/Preservation	100.40	41.00	11.00	6.00	24.00	1665.00
Electronic Resources	N/A	N/A	N/A	N/A	N/A	N/A